




No.1 Bestselling Author

David Walliams



## STACEY SUPERSTAR TALENT SHOW POSTER

### Story synopsis:

“Stacey dreams of stardom and being crowned the greatest singer of all time. She dreams of fame and fortune and a statue in her honour. The only problem is Stacey is entirely talentless. When she sings, birds fall dead from trees around her and glass shatters. Despite her parents’ pleas, Stacey is determined to audition for talent show, The Ego Factor – which she does, with calamitous results.”

**TASK:** Design a poster to advertise The Ego Factor talent show. Imagine that Stacey has asked you to design the poster so she can have copies printed that she can display everywhere. She wants all her friends, family and neighbours to know exactly when and where the show will be so they can either attend in the audience or watch on the television.

### READ THE STORY OF STACEY SUPERSTAR ON PAGES 61- 86

Use information from the story and your own imagination.

Ideas to include:

- When are the auditions and when is the live show?
- Where will it be?
- What can attendees expect to see and hear?
- How can people get tickets to attend the auditions and the live show?
- How much do tickets cost?
- Include persuasive language to attract people.
- Include a picture of Stacey singing.

Write your letter on the next page.


### CURRICULUM LINKS: (KS2)

Understand what they read, in books they can read independently, by:

- checking that the text makes sense to them, discussing their understanding and explaining the meaning of words in context
- drawing inferences such as inferring characters’ feelings, thoughts and motives from their actions, and justifying inferences with evidence
- identifying main ideas drawn from more than one paragraph and summarising these

# STACEY SUPERSTAR TALENT SHOW POSTER


Design your poster here.





No.1 Bestselling Author

David Walliams



## STACEY SUPERSTAR APPLICATION LETTER

### Story synopsis:

“Stacey dreams of stardom and being crowned the greatest singer of all time. She dreams of fame and fortune and a statue in her honour. The only problem is Stacey is entirely talentless. When she sings, birds fall dead from trees around her and glass shatters. Despite her parents’ pleas, Stacey is determined to audition for talent show, The Ego Factor – which she does, with calamitous results.”

**TASK:** Imagine you are Stacey Superstar. Write your application letter to The Ego Factor to explain that you wish to take part in the auditions and why you think you should be given a place. Use information from the story and your own imagination.

### READ THE STORY OF STACEY SUPERSTAR ON PAGES 61- 86

#### Ideas to include:

- Explain who you are and why you are writing
- Give at three reasons that you feel you deserve a place in the show
- How long you have been singing
- How often you practice and where you practice
- Who your idols or role models are
- Try to use persuasive language

Write your letter on the next page.


### CURRICULUM LINKS: (KS2)

Understand what they read, in books they can read independently, by:

- checking that the text makes sense to them, discussing their understanding and explaining the meaning of words in context
- drawing inferences such as inferring characters’ feelings, thoughts and motives from their actions, and justifying inferences with evidence
- identifying main ideas drawn from more than one paragraph and summarising these

# STACEY SUPERSTAR APPLICATION LETTER

Write your letter here.



**Dear The Ego Factor,**

Draw a Picture of Yourself

---

---

---

---

---

---

---

---

---

---

---

---

---

---

---

---

---

---

---

---

---

---

---


---

**Yours truly,  
Stacey Superstar**



No.1 Bestselling Author

David Walliams



## FUSSY FRANKIE'S HEALTHY RECIPE CARD

### Story synopsis:

“Frankie lives on a diet of chocolate and crisps and chocolate. Frankie’s longsuffering mother decides it’s time for a food revolution – Frankie is going to eat his five a day! Fussy Frankie however, has other ideas – and rebuffs the vegetables. Which is all very well, until the vegetables decide to fight back!”

**TASK:** Create a healthy recipe card to show Fussy Frankie how he can enjoy healthy eating.

**READ THE STORY OF FUSSY FRANKIE ON PAGES 87 – 118**

Ideas to include:

- Recipe title
- Introduction
- Ingredients required
- Equipment required
- Instructions for making the recipe
- Make the instructions clear (use numbered points and imperative verbs)
- What makes the recipe healthy?
- What it will look like while making it and when it’s finished? (include pictures)

**Create your healthy recipe card on the next page.**

### **CURRICULUM LINKS: (KS2)**



*Understand what they read, in books they can read independently, by:*

- *checking that the text makes sense to them, discussing their understanding and explaining the meaning of words in context*
- *drawing inferences such as inferring characters’ feelings, thoughts and motives from their actions, and justifying inferences with evidence*
- *identifying main ideas drawn from more than one paragraph and summarising these*

# FUSSY FRANKIE'S HEALTHY RECIPE CARD

Create your healthy recipe card here.


Recipe Title:	
Introduction:	
You will need: Equipment	Ingredients
Step-by-step instructions:	Pictures:





No.1 Bestselling Author

David Walliams



## Harry, Who Never, Ever Did His Homework **DEBATE**

### Story synopsis:

“Harry doesn’t like homework. Harry doesn’t like homework so much that he never does it – which means he can spend all of his time playing computer games. Harry’s mysterious teacher, Madame Magna has other ideas though and casts a mysterious spell on Harry so that he is visited by terrifying apparitions of historical figures in the night. In a wonderfully surreal sequence, Caligula and Genghis Khan (amongst others!) argue who is the most villainous of historical villains. Needless to say, Harry does his homework that night – and for ever more”

**TASK:** Should children be given homework? What is your opinion?

Your teacher will tell you if you should:

- prepare reasons to back up your personal opinion
- prepare reasons to back up both sides of the debate to present a balanced argument
- prepare reasons to back up one side or the other of the argument so that different groups in your class can present and debate the arguments for either side

READ THE STORY OF HARRY, WHO NEVER, EVER DID HIS HOMEWORK ON PAGES 143 - 164

Ideas to include:

- How much homework might be given?
- How long homework takes?
- What time at home should be spent doing?
- Whether children who do homework are more successful in school and in life?
- Do children’s opinions about homework matter?
- How much help can parents give with homework?

Write your reasons on the next page.

### **CURRICULUM LINKS: (KS2)**

*Understand what they read, in books they can read independently, by:*

- *checking that the text makes sense to them, discussing their understanding and explaining the meaning of words in context*
- *drawing inferences such as inferring characters’ feelings, thoughts and motives from their actions, and justifying inferences with evidence*
- *identifying main ideas drawn from more than one paragraph and summarising these*

# Harry, Who Never, Ever Did His Homework DEBATE

Write your reasons here. .

## “Should children be given homework?”

My reasons are to support: for homework/ against homework/ both sides .

### Reasons children should be given homework:



A large rectangular box with a hand-drawn black border, containing 20 horizontal blue lines for writing. The box is intended for students to write their reasons for supporting homework.








No.1 Bestselling Author

David Walliams



## GRUESOME GRISELDA FACT FILE

### Story synopsis:

“Griselda loves creepy crawlies and hates baths. At her prestigious girls boarding school, Griselda takes ghoulish pleasure in collecting creepy crawlies and using them to terrify her pupils and teachers. Slug sandwiches at a tea laid on for the Queen, for example... But Griselda is planning the prank to end all pranks on her unsuspecting Headmistress. Unfortunately, Griselda has forgotten the golden rule – never play tricks on someone else you wouldn't want played on yourself...”

**TASK:** Create a fact file on the creepiest creepy crawly you can.

Use information from the story, research from the Internet or library books as well as your own imagination.

READ THE STORY OF GRUESOME GRISELDA ON PAGES 165 – 186

Ideas to include:

- What does your creepy crawly look like?
- Where does it live?
- How big is it?
- What does it eat?
- What is unusual or particularly creepy about it?

Create your healthy recipe card on the next page.

### CURRICULUM LINKS: (KS2)


Understand what they read, in books they can read independently, by:

- checking that the text makes sense to them, discussing their understanding and explaining the meaning of words in context
- drawing inferences such as inferring characters' feelings, thoughts and motives from their actions, and justifying inferences with evidence
- identifying main ideas drawn from more than one paragraph and summarising these

# GRUESOME GRISELDA FACT FILE

Write your fact file here.


<b>Name and description:</b>	<b>Picture</b>
<b>Habitat:</b>	<b>Lifestyle:</b>
<b>Eating habits:</b>	<b>Unusual facts and features</b>





No.1 Bestselling Author

David Walliams



## SPOILED BRAD'S PARTY PLANNER

### Story synopsis:

“Brad comes from a super rich family that make money from having money. He has all he could possibly desire – and more – but it’s still not enough. Not even close. Brad insists that his parents could throw him an elaborate and extravagant birthday party every single day. So, they do – and Brad gets more and more presents and bigger and bigger cakes – until Brad is positively drowning in presents and cakes.”

**TASK:** Imagine you are Brad. Plan your dream party with an unlimited budget!

**READ THE STORY OF SPOILED BRAD ON PAGES 187 – 208**

Ideas to include:

- Where would you hold the party?
- Who would you invite?
- What theme would you have?
- What would make the party better than anyone else's?
- What would the cake look like?
- What presents would you ask for?
- What would the party bags contain?
- What would the invitations look like?

**Plan your party on the next page.**

### **CURRICULUM LINKS: (KS2)**

*Understand what they read, in books they can read independently, by:*

- *checking that the text makes sense to them, discussing their understanding and explaining the meaning of words in context*
- *drawing inferences such as inferring characters' feelings, thoughts and motives from their actions, and justifying inferences with evidence*
- *identifying main ideas drawn from more than one paragraph and summarising these*

# SPOILED BRAD'S PARTY PLANNER

Plan your party here.



Location / theme:

Entertainment and special requirements

Invitation design:

Food / cake requirements



Guest list:

Present wish list:





No.1 Bestselling Author

David Walliams



## TRISH THE TROLL ANTI-BULLYING WEBSITE

### Story synopsis:

“Trish likes to stand at her window pretending to squish people. One day, she realises she could try and squish people in real life – by writing mean and spiteful things about them at school. But every time Trish writes something mean, something very strange happens. She changes – a wart here, hairy hands there. Until she has morphed into a full-blown troll and is chased out of town for good.”

**TASK:** Design an anti-bullying website to teach Trish the error of her ways. Use information from the story, research from other anti-bullying websites and your own imagination.

### READ THE STORY OF TRISH THE TROLL ON PAGES 209 – 232

Ideas to include:

- An engaging website title and subheadings
- Names for the buttons that link you to other pages
- Pictures
- Advice or information
- An introduction
- Contact information

Design your website on the next page.


### CURRICULUM LINKS: (KS2)

*Understand what they read, in books they can read independently, by:*

- *checking that the text makes sense to them, discussing their understanding and explaining the meaning of words in context*
- *drawing inferences such as inferring characters' feelings, thoughts and motives from their actions, and justifying inferences with evidence*
- *identifying main ideas drawn from more than one paragraph and summarising these*

# TRISH THE TROLL ANTI-BULLYING WEBSITE

Design your website here.





No.1 Bestselling Author

David Walliams



## COMPETITIVE COLIN'S NEWSPAPER ARTICLE

### Story synopsis:

“Colin likes to win... at everything. It doesn't matter how, just as long as he wins. Soon Colin has become famous for winning everything and is invited to run in the British 100m Olympic Team. There's no getting out of it, Colin must take part. It's OK though, Colin has a plan – rocket-propelled shoes! But disaster strikes when the rocket-propelled shoes backfire and Colin is rumbled as a cheat!”

**TASK:** Write a newspaper article about Colin's race with the British 100m Olympic Team.

**READ THE STORY OF COMPETITIVE COLIN ON PAGES 233 – 256**

You can use ideas from the story and your own imagination to write your newspaper article.

Ideas to include:

- A catchy article heading
- Who was Competitive Colin?
- What did he do that was interesting?
- Why did he decide to do that?
- Where was he when it all started?
- When did it happen?
- Quotes from witnesses
- Picture with a caption

**Write your newspaper article on the next page.**

### **CURRICULUM LINKS: (KS2)**

*Understand what they read, in books they can read independently, by:*

- *checking that the text makes sense to them, discussing their understanding and explaining the meaning of words in context*
- *drawing inferences such as inferring characters' feelings, thoughts and motives from their actions, and justifying inferences with evidence*
- *identifying main ideas drawn from more than one paragraph and summarising these*



# COMPETITIVE COLIN'S NEWSPAPER ARTICLE

Write your Article here.


## THE DAILY NEWS

The image shows a newspaper article template. At the top, there is a dark grey banner with the text "THE DAILY NEWS" in white, serif, all-caps font. Below the banner, the page is divided into two main columns by a vertical line. The left column is wider than the right. There are several large, empty rectangular boxes for text and images. In the top left of the left column, there is a small, dark grey rectangular box. In the top right of the right column, there is a large, empty rectangular box. Below this box, there is a thin horizontal line, followed by a dark grey rectangular box. The rest of the page is blank, with a light beige background and a subtle gradient.



No.1 Bestselling Author

David Walliams



## NO NO NOE'S NO GAME

### Story synopsis:

"Noe doesn't like saying yes...ever. In fact, 'no' is the only word she ever says. Noe has driven most of her teachers to utter distraction with her refusal to say anything but NO. Until that is, everyone's favourite newsagent, Raj, comes up with an ingenious plan to get her to say YES."

**TASK:** Play No No Noe's No game with a partner. Score points by answering questions without using the word 'no'. That's right - NO is banned!

**READ THE STORY OF NO NO NOE ON PAGES 257-285**

How to play:

- Play with a partner
- Ask your partner questions using the question cards or make up your own
- Your partner must answer each question but they can't use the word 'no'
- If they manage to answer a question within 15 seconds and without using 'no' they score a point
- If they say 'no' or they take longer than 15 seconds to answer, they are out and it becomes your turn.
- Play until your teacher tells you to stop or until you have both asked and answered a set amount of questions
- Good luck

**Cut up the cards on the next page for your game.**

### **CURRICULUM LINKS: (KS2)**

*Understand what they read, in books they can read independently, by:*

- *checking that the text makes sense to them, discussing their understanding and explaining the meaning of words in context*
- *drawing inferences such as inferring characters' feelings, thoughts and motives from their actions, and justifying inferences with evidence*
- *identifying main ideas drawn from more than one paragraph and summarising these*




# NO NO NOE'S NO GAME

Cut up these cards to use in your game.

<p>Is your favourite meal worms on toast?</p>	<p>Would you like to sit in a bath full of spiders?</p>
<p>What is the opposite of yes?</p>	<p>Do you have a pet giraffe?</p>
<p>Do you speak rudely to grown ups?</p>	<p>Do you poke people in assembly?</p>
<p>Do you tell mean jokes about your teacher?</p>	<p>Is the sky green?</p>
<p>Do fish walk on land?</p>	<p>Do you only brush your teeth on Tuesdays?</p>
<p>Do you cheat in tests?</p>	<p>What does n-o spell?</p>
<p>Would you like to kiss a frog?</p>	<p>Do you have blue hair?</p>
<p>Do you have a hairy chest?</p>	<p>Do you drink pond water?</p>

No.1 Bestselling Author

# David Walliams



Write your answers to the clues in the crossword grid above

**Across**

- 1. He has to win at everything. (5)
- 2. She loves creepy crawlies. (8)
- 3. She only uses one word, and it isn't yes! (3)
- 4. He's an enormous baby with an insatiable appetite. (7)


**Down**

- 1. She looks adorable and sounds adorable but she is anything but. (8)
- 5. He thinks vegetables are ranky-danky-doo-dah! (7)
- 6. She believes she's destined for stardom. (6)
- 7. He is the most spoiled boy in the world. (4)
- 8. She wants to squish people. (5)

**Challenge question:** Which one of *The World's Worst Children 2* is missing from the crossword?

No.1 Bestselling Author

David Walliams



**Across**

1. He has to win at everything. (5)  
COLIN
2. She loves creepy crawlies. (8)  
GRISELDA
3. She only uses one word,  
and it isn't yes! (3)  
NOE
4. He's an enormous baby with  
an insatiable appetite. (7)  
HUMBERT

**Down**

1. She looks adorable and sounds adorable  
but she is anything but. (8)  
CLARISSA
5. He thinks vegetables are  
ranky-danky-doo-dah! (7)  
FRANKIE
6. She believes she's destined for stardom. (6)  
STACEY
7. He is the most spoiled boy in the world. (4)  
BRAD
8. She wants to squish people. (5)  
TRISH

**Challenge question:** Which one of *The World's Worst Children 2* is missing from the crossword?

THE BOY WHO NEVER DID HIS HOMEWORK

No.1 Bestselling Author

David Walliams



C	O	M	P	E	T	I	T	I	V	E	V	U	J	F
L	R	H	A	K	C	R	B	R	N	M	H	F	Q	R
A	Q	U	X	C	O	G	I	F	O	K	X	U	E	A
R	A	M	E	O	L	S	D	S	G	L	H	S	J	N
I	Z	B	I	L	V	C	X	G	L	I	L	S	L	K
S	V	E	W	I	N	N	E	R	W	Z	O	Y	P	I
S	B	R	W	N	N	J	F	U	D	M	Y	K	N	E
A	T	T	U	G	R	I	S	E	L	D	A	Q	O	P
H	Y	A	B	O	Y	D	R	S	P	O	I	L	E	D
M	I	T	R	N	C	P	A	O	E	F	Y	W	Z	H
A	U	O	A	D	S	H	O	M	E	W	O	R	K	U
W	B	S	D	R	O	E	S	E	D	F	B	U	I	N
C	R	I	S	P	S	M	E	O	R	U	G	A	T	G
V	E	G	E	T	A	B	L	E	R	T	Q	Y	B	R
S	U	P	E	R	S	T	A	R	S	T	A	C	E	Y

Can you find these words? The words can go up, down, left, right or diagonally.

1. STACEY
2. WINNER
3. SUPERSTAR
4. HUMBERT
5. STARDOM
6. HUNGRY
7. BOY
8. BABY
8. HOMEWORK
9. GRUESOME
10. NOE
11. GRISELDA
12. TRISH
13. SPOILED
14. TROLL
15. BRAD
16. CRUEL
17. FUSSY
18. CLARISSA
19. FRANKIE
20. COMPETITIVE
21. VEGETABLE
22. COLIN
23. CRISPS

## Answers

C	O	M	P	E	T	I	T	I	V	E	V	U	J	F
L	R	H	A	K	C	R	B	R	N	M	H	F	Q	R
A	Q	U	X	C	O	G	I	F	O	K	X	U	E	A
R	A	M	E	O	L	S	D	S	G	L	H	S	J	N
I	Z	B	I	L	V	C	X	G	L	I	L	S	L	K
S	V	E	W	I	N	N	E	R	W	Z	O	Y	P	I
S	B	R	W	N	N	J	F	U	D	M	Y	K	N	E
A	T	T	U	G	R	I	S	E	L	D	A	Q	O	P
H	Y	A	B	O	Y	D	R	S	P	O	I	L	E	D
M	I	T	R	N	C	P	A	O	E	F	Y	W	Z	H
A	U	O	A	D	S	H	O	M	E	W	O	R	K	U
W	B	S	D	R	O	E	S	E	D	F	B	U	I	N
C	R	I	S	P	S	M	E	O	R	U	G	A	T	G
V	E	G	E	T	A	B	L	E	R	T	Q	Y	B	R
S	U	P	E	R	S	T	A	R	S	T	A	C	E	Y